

96SMF SERIES (4-POLE MCF IN SINGLE 7.0x5.0 mm PACKAGE)


STANDARD SMD MCF

STANDARD SPECIFICATIONS

- 4-POLE FILTERS
- OTHER FREQUENCIES
- PACKAGE SIZE 7.0x5.0 mm

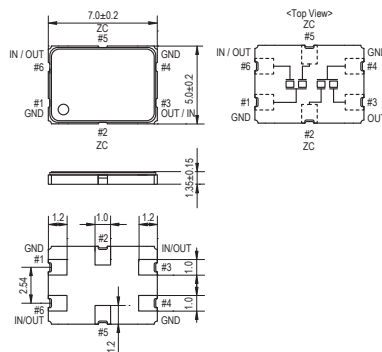
Part Number	Nominal Frequency fo	Oscillation Mode	Passband min.		Stopband max.		Attenuation Guaranteed min.		Ripple max.	Loss max.	Terminating Impedance	Coupling Capacitor	Operating Temperature	No. of Pole
	(MHz)		(dB)	(kHz)	(dB)	(kHz)	(dB)	(kHz)	(dB)	(dB)	(Ω // pF)	Zc (pF)	(°C)	
96SMF214A7.5-4P	21.400	FUND	3	±3.75	30	±12.5	80	-910	1.0	4.0	1800 // 2.0	6.0	-30 to +80	4
96SMF214A12-4P	21.400	FUND	3	±6.00	30	±22.0	80	-910	1.0	4.0	1800 // 2.0	5.5	-30 to +80	4
96SMF217A7.5-4P	21.700	FUND	3	±3.75	31	±12.5	75	-910	1.0	4.0	1800 // 2.0	6.0	-30 to +80	4
96SMF217A15-4P	21.700	FUND	3	±7.50	30	±25.0	70	-910	1.0	4.0	1750 // 0.35	5.0	-30 to +80	4
96SMF388A7.5-4P	38.850	FUND	3	±3.75	40	±18.0	80	-910	1.0	4.0	480 // 5.5	15.0	-30 to +80	4
96SMF388A10-4P	38.850	FUND	3	±5.00	40	±20.0	80	-910	1.0	4.0	610 // 3.0	14.0	-30 to +80	4
96SMF388A12-4P	38.850	FUND	3	±6.00	35	±25.0	70	-910	1.0	4.0	610 // 3.0	13.0	-30 to +80	4
96SMF448A15-4P	44.850	FUND	3	±7.50	35	±25.0	70	-910	1.0	4.0	650 // 3.0	8.0	-30 to +80	4
96SMF449A16-4P	44.9725	FUND	3	±8.00	20	±30.0	80	-910	1.0	4.0	800 // 1.7	8.0	-30 to +80	4
96SMF450A7.5-4P	45.000	FUND	3	±3.75	30	±12.5	80	-910	1.0	4.0	350 // 6.5	18.0	-30 to +80	4
96SMF450A10-4P	45.000	FUND	3	±5.00	40	±20.0	80	-910	1.0	4.0	610 // 3.0	14.0	-30 to +80	4
96SMF450A15A-4P	45.000	FUND	3	±7.50	30	±25.0	80	-910	1.0	4.0	650 // 3.0	9.0	-30 to +80	4
96SMF450A15B-4P	45.000	FUND	3	±7.50	35	±26.0	80	-910	1.0	3.0	800 // 1.7	8.0	-30 to +80	4
96SMF450A15C-4P	45.000	FUND	3	±7.50	30	±25.0	80	-910	1.0	3.0	650 // 2.5	8.0	-30 to +80	4
96SMF450A15D-4P	45.000	FUND	3	±7.50	30	±25.0	70	-910	1.0	4.0	600 // 3.0	9.5	-30 to +80	4
96SMF450A15E-4P	45.000	FUND	3	±7.50	25	±22.0	80	-910	1.0	4.0	800 // 2.0	8.0	-30 to +80	4
96SMF450A15F-4P	45.000	FUND	3	±7.50	30	±25.0	80	-910	1.0	3.0	650 // 3.0	9.0	-30 to +80	4
96SMF450A30A-4P	45.000	FUND	3	±15.00	30	±45.0	70	-910	1.0	3.0	1000 // 1.0	5.0	-30 to +80	4
96SMF450A30B-4P	45.000	FUND	3	±15.00	30	±50.0	80	-910	1.0	3.0	800 // 1.7	6.0	-30 to +80	4
96SMF450A30C-4P	45.000	FUND	3	±15.00	30	±45.0	70	-910	1.0	3.0	1000 // 1.0	15	-30 to +80	4
96SMF451A12-4P	45.100	FUND	3	±6.00	25	±22.0	80	-910	1.0	4.0	500 // 4.5	11.5	-30 to +80	4
96SMF451A15-4P	45.100	FUND	3	±7.50	30	±25.0	80	-910	1.0	4.0	800 // 2.0	8.0	-30 to +80	4
96SMF453A7.5-4P	45.300	FUND	3	±3.75	30	±12.5	80	-910	1.0	5.0	350 // 6.5	18.0	-30 to +80	4
96SMF453A12-4P	45.300	FUND	3	±6.00	30	±20.0	80	-910	1.0	4.0	650 // 3.0	9.0	-30 to +80	4
96SMF453A15-4P	45.300	FUND	3	±7.50	30	±25.0	80	-910	1.0	4.0	650 // 2.5	8.5	-30 to +80	4
96SMF463A12-4P	46.350	FUND	3	±6.00	30	±20.0	75	-900	1.0	3.0	490 // 4.0	13.0	-30 to +80	4
96SMF472A10-4P	47.250	FUND	3	±5.00	40	±18.0	80	-910	1.0	3.5	430 // 6.5	14.5	-30 to +80	4
96SMF474A7.5-4P	47.400	FUND	3	±3.75	20	±12.5	80	-910	1.5	6.0	350 // 6.5	17.0	-30 to +80	4
96SMF484A15-4P	48.425	FUND	3	±7.50	20	±25.0	80	-910	1.0	5.0	470 // 4.5	12.0	-30 to +80	4
96SMF494A7.5-4P	49.455	FUND	3	±3.75	30	±15.0	80	-910	1.0	4.0	300 // 7.5	20.0	-30 to +80	4
96SMF499A10-4P	49.950	FUND	3	±5.00	40	±20.0	80	-910	1.0	4.0	350 // 6.0	15.5	-30 to +80	4
96SMF700A20-4P	70.000	3rd	3	±10.00	35	±40.0	70	-910	1.0	4.0	3000 // -0.6	-0.8	-30 to +80	4
96SMF742A10-4P	74.250	FUND	3	±5.00	40	±18.0	80	-910	1.0	3.5	430 // 6.5	14.5	-30 to +80	4
96SMF900A7.5-4P	90.000	3rd	3	±3.75	30	±12.5	80	-910	1.0	4.0	1200 // 0.0	0.7	-30 to +80	4

96SMF



Actual size
0.154 gm (wt.)

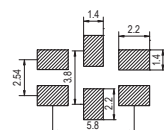
96SMF



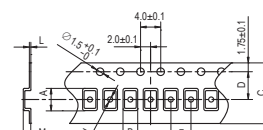
PACKAGE DATA

Item	Package	96SMF
Lid		Metal
Base		Ceramic
Sealing		Seam
Terminal		Tungsten (metalized)
Terminal plating		Gold / Nickel (surface) / (under)
RoHS		Compliant (Pb-free)

SOLDERING PATTERN



TAPE SPECIFICATIONS



A	B	C	D	F	J	L	M	Reel Dia.	Qty/Reel
7.4	5.4	16.0	7.5	8.0	1.5	0.3	1.9	178	1000pcs